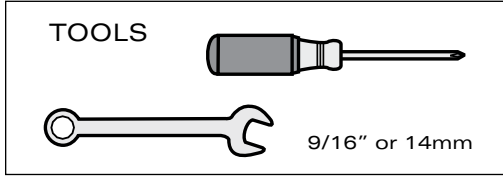


AXLE & SPROCKET REPLACEMENT - MODEL D & E

0807



AXLE & SPROCKET REPLACEMENT - MODEL D & E

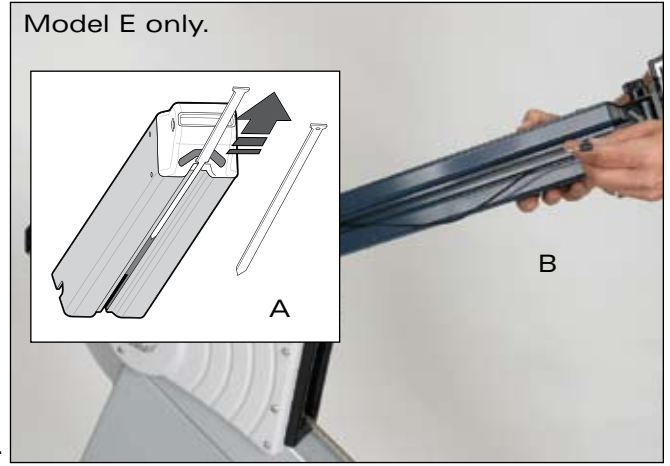
7. Note: For Model D proceed to step 13.
For Model E proceed to step 8.




8.



9.



10.



11.



12.



13.



14.

AXLE & SPROCKET REPLACEMENT - MODEL D & E




15.



16.

Remove old axle and replace with new axle.



If you are not replacing the sprocket, proceed to step 21.

18.



17.

For replacing sprocket only, follow steps 19 & 20.



19.



20.



21.

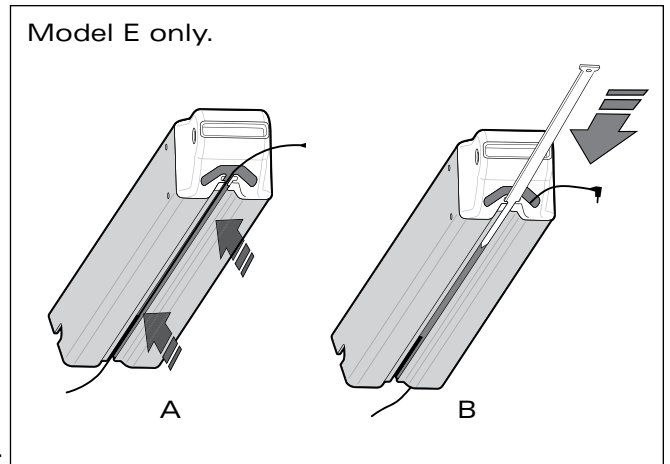



22.

AXLE & SPROCKET REPLACEMENT - MODEL D & E

To reassemble Model D follow steps 23-36, omitting steps 27-31.

To reassemble Model E follow steps 23-36.



AXLE & SPROCKET REPLACEMENT - MODEL D & E

